



Kentucky High School Athletic Association

2280 Executive Drive ° Lexington, KY 40505 ° www.khsaa.org ° (859)299-5472 (859)293-5999 (fax)

To: Superintendent, Principal, and Athletic Director

From: Brigid L. DeVries, Commissioner
Larry Boucher, Assistant Commissioner *LB*


Date: June 20, 2003

Subject: 2002-2003 Annual Report Forms Submission

School: Shelby County High School

Enclosed please find a copy of Form T-65, The 2002-2003 Annual Report Forms Checklist. In addition, you may find an attachment with corrected copies of the forms submitted by your school personnel. Please review this information so the forms can be completed accurately in the future. Also, KHSAA Audit Staff may have requested a re-submission of some of the 2002-2003 Annual Report Forms or need additional information on your athletic programs. Please submit this information by the date requested if this is applicable. Copies and all KHSAA Title IX documents must be kept current and included in your permanent Title IX File at the school. All documents are subject to Open Records Requests.

Should you need any further information, please do not hesitate to call anytime.



MEMORANDUM

TO: KHSAA Member School Superintendents, Principals, and Athletic Directors

FROM: Brigid L. DeVries, Commissioner
Larry Boucher, Executive Assistant Commissioner *LB*

DATE: May 13, 2003

RE: 2003 Title IX Forms Submission

School	Shelby County High School	Reviewed by	Gary Lawson
--------	---------------------------	-------------	-------------


The following is a status report regarding the required 2002 - 2003 Title IX submission of forms due in to the KHSAA office by April 15, 2003. Appropriate audit personnel have reviewed these forms and the following is a summary of this review.

I. Checklist of Forms properly submitted in a satisfactory manner:

✓	GE 19 (Annual Verification)	✓	T-35 (Budget Expenses)
✓	T-1 (Summary Program Chart 1)	✓	T-36 (Budget Expenses)
✓	T-2 (Summary Program Chart 2)	✓	T-41 (Checklist - Overall Interscholastic Program)
✓	T-3 (Summary Program Chart 3)	✓	T-60 (Corrective Action Plan)
✓	T-4 (Summary Program Chart 4)	✓	T-63 (Interscholastic Survey Results)

II. Status

A.	✓	2002 - 2003 Forms are satisfactory and no further information or action is necessary at this time.
B.		Errors have been noted with respect to the following forms and corrected copies are being returned to you for placement in your Title IX file to ensure proper submission in the future.
C.		The following forms were omitted and must be submitted by school representatives.
D.	✓	Other Recommendation and Comments: <ul style="list-style-type: none"> All calculations are correct and the report appears to be in good order. School personnel are to be commended for the precise nature of this report. Good luck and have a good summer.



MEMORANDUM

To: KHSAA Member School Superintendents, Principals, and Athletic Directors

From: Brigid L. DeVries, Commissioner
Larry Boucher, Assistant Commissioner

Date: MAY 13, 2003

Re: 2003 Title IX Forms Submission

School	<u>Shelby County High</u>	Reviewed by	<u>GARY W. LAWSON</u>
--------	---------------------------	-------------	-----------------------


The following is a status report regarding the required 2002-2003 Title IX submission of forms which were due in to the KHSAA office by April 15, 2003. Appropriate audit personnel have reviewed these forms and the following is a summary of this review.

I. Checklist of Forms properly submitted in a satisfactory manner:

<input checked="" type="checkbox"/>	GE 19 (Annual Verification)	<input checked="" type="checkbox"/>	T-35 (Budget Expenses)
<input checked="" type="checkbox"/>	T-1 (Summary Program Chart 1)	<input checked="" type="checkbox"/>	T-36 (Budget Expenses)
<input checked="" type="checkbox"/>	T-2 (Summary Program Chart 2)	<input checked="" type="checkbox"/>	T-41 (Checklist - Overall Interscholastic Program)
<input checked="" type="checkbox"/>	T-3 (Summary Program Chart 3)	<input checked="" type="checkbox"/>	T-60 (Corrective Action Plan)
<input checked="" type="checkbox"/>	T-4 (Summary Program Chart 4)	<input checked="" type="checkbox"/>	T-63 (Interscholastic Survey Results)

II. Status

A.	<input checked="" type="checkbox"/>	2002-2003 Forms are satisfactory and no further information or action is necessary at this time.
B.	<input type="checkbox"/>	Errors have been noted with respect to the following forms and corrected copies are being returned to you for placement in your Title IX file to ensure proper submission in the future.
C.	<input type="checkbox"/>	The following forms were omitted and must be submitted by school representatives.
D.	<input type="checkbox"/>	Other Recommendation and Comments: <i>all calculations are correct and report appears to be in good order. School officials are to be commended for the precise nature of this report. Good luck and have a good summer.</i>



MEMORANDUM

To: KHSAA Member School Superintendents, Principals, and Athletic Directors

From: Brigid L. DeVries, Commissioner
Larry Boucher, Assistant Commissioner

Date: MAY 13, 2003

Re: 2003 Title IX Forms Submission

School	<u>Shelby County High</u>	Reviewed by	<u>GARY W. LAWSON</u>
--------	---------------------------	-------------	-----------------------

The following is a status report regarding the required 2002-2003 Title IX submission of forms which were due in to the KHSAA office by April 15, 2003. Appropriate audit personnel have reviewed these forms and the following is a summary of this review.

I. Checklist of Forms properly submitted in a satisfactory manner:

<input checked="" type="checkbox"/>	GE 19 (Annual Verification)	<input checked="" type="checkbox"/>	T-35 (Budget Expenses)
<input checked="" type="checkbox"/>	T-1 (Summary Program Chart 1)	<input checked="" type="checkbox"/>	T-36 (Budget Expenses)
<input checked="" type="checkbox"/>	T-2 (Summary Program Chart 2)	<input checked="" type="checkbox"/>	T-41 (Checklist - Overall Interscholastic Program)
<input checked="" type="checkbox"/>	T-3 (Summary Program Chart 3)	<input checked="" type="checkbox"/>	T-60 (Corrective Action Plan)
<input checked="" type="checkbox"/>	T-4 (Summary Program Chart 4)	<input checked="" type="checkbox"/>	T-63 (Interscholastic Survey Results)

II. Status

A.	<input checked="" type="checkbox"/>	2002-2003 Forms are satisfactory and no further information or action is necessary at this time.
B.	<input type="checkbox"/>	Errors have been noted with respect to the following forms and corrected copies are being returned to you for placement in your Title IX file to ensure proper submission in the future.
C.	<input type="checkbox"/>	The following forms were omitted and must be submitted by school representatives.
D.	<input type="checkbox"/>	Other Recommendation and Comments: <i>All calculations are correct and report appears to be in good order. School officials are to be commended for the precise nature of this report. Good luck and have a good summer.</i>



APR 02 2003
**2002-2003 KENTUCKY HIGH SCHOOL ATHLETIC ASSOCIATION
ANNUAL VERIFICATION OF TITLE IX PROCEDURES**
(To be submitted by April 15, 2003 along with other required forms)

The Shelby County High School, Shelbyville, Kentucky
(Name of High School) (City)

certifies to the Kentucky High School Athletic Association that the following is an accurate and true representation of the facts surrounding compliance with 20 U.S.C. Sections 1681-1688, et. Seq. (also known as Title IX)

I certify the following provisions in accordance with records at the school contained in the permanent Title IX file, and to the best of my knowledge have completed the following tasks. (All boxes must be checked)

Established a gender equity committee at the high school. (list committee personnel and provide attachment if necessary)

Name	Address	Phone	Title
See Attached			

Scheduled a minimum of three meetings during the 2002-2003 school year on the following dates:
November 12, 2002 January 14, 2003
March 18, 2003

Designated the following person(s) as the Title IX coordinator for the school/district:
Tina B. Tipton Deputy Superintendent 403 Washington St.
Shelbyville, KY 40065 (502) 633-2375
Name Title Address Phone

School personnel are continuing to make periodic reviews of the boys and girls athletics program reflected in the Corrective Action Plan.

In addition to the above information, the above referenced school maintains a complete permanent file relative to Title IX records including copies of the self-assessment audit, all corrective action plans, and other related materials.

 3-20, 2003
Principal's Signature Date

Superintendent Signature School Board Chairpersons' Signature
(Send original copy to KHSAA - Maintain duplicate in Title IX school folder)

TITLE IX COMMITTEE

2002/03 SCHOOL YEAR

Name	Address	Phone	Title
Cable, Kelly	811 Brown Avenue Shelbyville, KY 40065	633-0226	Teacher, Shelby County High School
Cook, Cathy	184 Sacree Road Shelbyville, KY 40065	633-1211	Assistant Principal, East Middle School
Cottrell, George	27 North Country Drive Shelbyville, KY 40065	647-9583	Teacher, Shelby County High School
Cresap, Shawn	43 Iroquois Drive Shelbyville, KY 40065	633-7631	Student, Shelby County High School
Flynn, Jim	2601 Charleston Way Shelbyville, KY 40065	633-7550	Principal, Shelby County High School
Green, Sondra	71 Zelkova Drive Shelbyville, KY 40065	633-7713	Parent
Kidwell, Gary	107 Plantation Drive Shelbyville, KY 40065	633-1292	Athletic Director/Asst. Principal, Shelby County High School
Marshall, Charlotte	1015 Union Street Shelbyville, KY 40065	633-7040	Student, Shelby County High School
Mathis, Eddie	390 Mathis Lane Shelbyville, KY 40065	633-5056	Board Member
Rice, Kym	5123 Bell Ave. Shelbyville, KY 40065	647-0286	Principal, West Middle School
Tipton, Tina	717 Ashland Avenue Shelbyville, KY 40065	633-3707	Deputy Superintendent



Shelby County Public Schools

P.O. Box 159 • 403 Washington Street • Shelbyville, KY 40066-0159 • (502) 633-2375 • Fax: (502) 633-1988
Leon Mooneyhan, Ph.D., Superintendent

Board Members:

The Shelby County Board of Education will meet in regular session on Thursday, March 27, 2003, at 7:00 p.m. at West Middle School located at 100 Warriors Way, Shelbyville, Kentucky 40065.

The following is the suggested order of business:

1. Call to order.
2. Announcements.
3. Approve agenda of March 27, 2003.
4. Recognition of students who scored Distinguished in all areas in 2002.
5. Presentation to the Board by this evening's host – West Middle School.
6. Conversation with State Representative Brad Montell.
7. Review revisions to Comprehensive School Improvement Plans – all schools.
8. Approve revisions to Comprehensive District Improvement Plan.
9. Approve submission of Title IX report to KHSAA.
10. Approve submission of grant applications: Shelby Energy Environmental Grant – Heritage, Enhancing Education Through Technology Grant, Early Reading Incentive Grant, and FRYSC Continuation Grants.
11. Approve waiver of Board Policy 09.3 for activities related to the Girls' Sweet Sixteen Tournament.
12. Authorize superintendent to call for bids on bleacher replacement at EMS and employ architect for this project and the locker replacement project at EMS.
13. Renew mop, uniform and rug service contract with Van Dyne Crotty, Inc. – August 1, 2003 through July 31, 2004.
14. Accept technology offer of assistance for 2003.
15. Award contracts for yearbooks for all schools for 2003-04.
16. Extend contracts for high school class rings and school pictures for 2002-03.
17. Approve budget amendment.
18. Staff reports – discussion.
19. Adjournment.


Sincerely,

A handwritten signature in cursive script that reads "Leon Mooneyhan".

Leon Mooneyhan, Ph.D.
Superintendent

School Name: Shelby County High School

School Year: 2002-2003

Principal's Signature: 

Date: 3-27-02


2002-2003
TITLE IX

CORRECTIVE ACTION PLAN

To complete this form, indicate the intended area which needs corrective action, the suggested change and time table for implementation. You may copy this form as needed. Please attach corrective action plans along with audit forms and submit by April 15, 2002.

ITEM FOR CORRECTION	SUGGESTED CHANGE	TIME TABLE FOR CORRECTIVE ACTION
Improve facilities for softball, baseball and soccer.	Construction of new Athletic Complex on 30 acres of land.	2003 <i>Athletic Complex ready for 03-04</i>
Add a freshman softball team.	Freshman softball games will be scheduled.	2002-2003 <i>Completed</i>
Study whether to add JV Tennis teams.	Survey coaches and students as to the need.	2002-2003 <i>entire</i>
Expand freshman volleyball program.	Schedule games for next school year.	2002-2003 <i>Completed</i>
Need to add a middle school sport for female students.	Make necessary plans to add middle school volleyball.	2003 <i>Completed</i>
Continue to improve scheduling of prime time games for all sports.	Schedule equal number of prime time games.	2002-2003 <i>Completed</i>

- An explanation (status report) is needed for all areas identified previously as items for correction as well as all areas currently identified as items for correction. This form shall be typed.

Principal's Signature: 

Date: 3/27/02

**ACCOMMODATION OF INTERESTS AND ABILITIES
SUMMARY PROGRAM CHART 1**

Participation Opportunities Test One

		(Column 1)	(Column 2)	(Column 3)	(Column 4)
	Program	Enrollment	Percentage of Total Enrollment	Number of Interscholastic Participants (double and triple count)	Percentage of Total Participation
Row 1	GIRLS	715	47.38%	241	46.71%
Row 2	BOYS	794	52.62%	275	53.29%
Row 3	Totals	1509	100%	516	100%


Instructions:

*Number of 8th grade students & below used in Column 4 calculations if applicable: 61 girls, 20 Boys=81

- Determine the total number of girls enrolled, (place in Row 1, Column 1). Determine the total number of boys enrolled, (place in Row 2, Column 1).
- Add the total number of girls and boys enrolled to determine total enrollment, (place in Row 3, Column 1).
- Calculate the percentage of total enrollment that is female. (Divide Row 1, Column 1 by row 3, Column 1 and place in Row 1, Column 2.) Calculate the percentage of total enrollment that is male. (Divide Row 2, Column 1 by Row 3, Column 1 and place in Row 2, Column 2.) Note: Row 1, Column 2 plus Row 2, Column 2 should total 100%.
- Ask the head coaches to review the most updated eligibility or squad lists for their teams. Ask coaches to confirm the names of those individuals who are on the team as of the first **date of competition**, and cross out the names of those who were cut from the team or quit the team prior to the first competitive event. Determine the total number of interscholastic athletics participants that are girls, (and place in Row 1, Column 3). In order to determine the total number of athletics participants, an individual should be counted each time he or she participates on a team. For example, if Jane Doe competes on the varsity volleyball team, the junior varsity volleyball team, the junior varsity basketball team, and the varsity softball team, she should be counted as four participants (**do not include club or intramural sports participants, cheerleaders, dance teams, or pom squads**). Calculate the same way for boys and girls. * In addition, should 8th grade students and below play on a Freshman, Junior Varsity, or Varsity team, they should also be counted for each team and sport on which they participate. If applicable, please asterisk the above notation as to how many 8th grade students & below are included in the totals. Using the same procedure, determine the total number of interscholastic athletic participants that are boys, (and place in Row 2, Column 3). Add Row 1, Column 3 plus Row 2, Column 3 to get total participants and place in Row 3, Column 3.
- Calculate the percentage of female participation. (Row 1, Column 3 divided by Row 3, Column 3 and place in Row 1, Column 4.) Calculate the percentage of male participation. (Row 2, Column 3 divided by Row 3, Column 3 and place in Row 2, Column 4.) Note: Row 1, Column 4 plus Row 2, Column 4 should total 100%.

Note: While being within three percent is not a formal compliance standard; if the percent listed in Row 1, Column 4 is within 3% of Row 1, Column 2, then it provides a good target within which compliance is likely.

Principal's Signature:



Date: 3/19/03

ACCOMMODATION OF INTERESTS AND ABILITIES**SUMMARY PROGRAM CHART 2****Participation Opportunities Test Two**

		Column 1	Column 2	Column 3	Column 4	Column 5
Program		Number of Teams Currently Offered	Number of Participants	Number of Teams Added in Last Five Years	Number of Participants Added in Last Five Years	Percent of Total Participation By Sex Added in Last 5 Years
GIRLS	Row 1	varsity:	9	168	0	0
	Row 2	j.v.:	4	39	0	0
	Row 3	frosh:	3	34	2	20
	Row 4	total:	16	241	2	20
BOYS	Row 5	varsity:	9	142	0	0
	Row 6	j.v.:	4	60	0	0
	Row 7	frosh:	3	73	0	0
	Row 8	total:	16	275	0	0

- 1) For Column 1, list the number of interscholastic teams offered for girls and boys at each competitive level (varsity, junior varsity, and freshman). For girls, total each of the entries in Rows 1, 2, and 3 into Row 4. For boys, total Rows 5, 6, and 7 into Row 8.
- 2) For Column 2, list the number of participants at each level. For girls, total each of the entries in Rows 1, 2, and 3 into Row 4. For boys, total Rows 5, 6, and 7 into Row 8. **Note:** The totals in Row 4 for girls and in Row 8 for boys must be the same as the totals in Form T-1, Column 3, Rows 1 and 2 respectively.
- 3) For Column 3, list the number of interscholastic teams that have been added in the last five years at each competitive level. Count each team added during the 5 year period only one time. e.g. Girl's junior varsity soccer was added 3 years ago, count the team only once, not 3 times. For girls, total the entries in Rows 1, 2, and 3 into Row 4. For boys, total Rows 5, 6, and 7 into Row 8.
- 4) For Column 4, list the number of participants that are currently on each level of the teams that were added in the last five years. If a team was added previously but no longer exists, there are no current participants to be added for that team. For girls, total the entries in Rows 1, 2, and 3 into Row 4. For boys, total Rows 5, 6, and 7 into Row 8.
- 5) For Column 5, calculate the percentage of participants that have been added in the last five years. For girls, take the number in Column 4, Row 4 and divide by the number in Column 2, Row 4. For boys, take the number in Column 4, Row 8 and divide it by the number in Column 2, Row 8.

Note: If the percentage of current participants added in the last five years is 25% or greater, compliance with test two may be possible. If less than 25%, then compliance with test three should be analyzed. **CAUTION:** 25% is not a formal compliance standard.

Principal's Signature: _____

Date: 3/17/03


2002-2003
ACCOMMODATION OF INTERESTS AND ABILITIES
SUMMARY PROGRAM CHART 3

KHSAA
 Form T3
 Rev. 9/02

Participation Opportunities Test Three

For any question answered "YES" identify the respective sport(s).

	GIRLS (Yes / No)		BOYS (Yes / No)
1. For a sport not currently played at the interscholastic level (varsity, junior varsity, or freshman) in your school, is there an intramural team offered for that sport?	No		
2. For a sport <u>not</u> currently offered in your interscholastic athletics program, is there sufficient interest to form a viable interscholastic team based on participation on an intramural team or community recreation teams?	No		
3. For a sport <u>not</u> currently offered, is there sufficient interest to form a viable interscholastic team based on student responses from the interscholastic survey?	No		
4. For a sport currently offered at the varsity level only, is there sufficient interest to form a viable team for a junior varsity, or freshman team that is not currently offered?	YES		Freshman
		Soccer - Freshman Cross Country/Track	
5. For a sport currently offered at the junior varsity or freshman level is there sufficient interest to form a varsity team not currently offered?	No		
6. If you answered YES to question (1), (2), (3), (4), or (5), are there enough high schools in your geographic area offering the sport (at the appropriate level) to allow for the development of a reasonable schedule of competition?	Yes		


Principal's Signature:  Date: 3/19/05

2002-2003
ACCOMODATION OF INTERESTS AND ABILITIES+
SUMMARY PROGRAM CHART 4

Levels of Competition Test One

		Column 1	Column 2	Column 3
Girls	Team Levels	Number of Teams Currently Offered	Number of Participants	Percentage of Participants at Each Level
Row 1	varsity:	9	168	79.7%
Row 2	j.v.:	4	39	16.2%
Row 3	frosh:	3	34	14.1%
Row 4	total:		241	100%
Boys				
Row 5	varsity:	9	142	51.6%
Row 6	j.v.:	4	60	21.8%
Row 7	frosh:	3	73	26.6%
Row 8	total:		275	100%

- 1) Column 1, list the number of interscholastic teams offered for girls and boys at each competitive level; varsity, junior varsity, and freshman. (Refer to Form T-2, Accommodation of Interests and Abilities, Summary Program Chart 2, Column 1.)
- 2) For Column 2, list the number of participants at each level. For girls, total the entries in Rows 1, 2, and 3 into Row 4. For boys, total the entries in Rows 5, 6, and 7 into Row 8. (Refer to Form T-2, Accommodation of Interests and Abilities, Summary Program Chart 2, Column 2.)
- 3) For Column 3, calculate the percentage of female and male participants at each level.
For girls' varsity, junior varsity, and frosh, respectively:
 - Divide Column 2, Row 1 by Column 2, Row 4, and place the percentage in Column 3, Row 1.
 - Divide Column 2, Row 2 by Column 2, Row 4, and place the percentage in Column 3, Row 2.
 - Divide Column 2, Row 3 by Column 2, Row 4, and place the percentage in Column 3, Row 3.
 -
 For boys' varsity, junior varsity, and frosh, respectively:
 - Divide Column 2, Row 5 by Column 2, Row 8, and place the percentage in Column 3, Row 5.
 - Divide Column 2, Row 6 by Column 2, Row 8, and place the percentage in Column 3, Row 6.
 - Divide Column 2, Row 7 by Column 2, Row 8, and place the percentage in Column 3, Row 7.

Principal's Signature:  Date: 3/17/03

**BUDGETED AND ACTUAL EXPENDITURES - PROGRAM COMPARISON CHART
TO INCLUDE BOOSTER CLUB FUNDING**


2002-2003

KHSAA
Form T-3
REV. 1-0-02

	equipment and supplies		travel		awards		coaches' salaries (to include supplemental and extended employment)		facilities improvements		publications (if sport-specific)		
	B	E	B	E	B	E	B	E	B	E	B	E	
G basketball	-	\$ 9,634.72	-	\$ 5,980.93	-	\$ 900.00	\$10,110.00	\$12,853.00			B	\$1,991.00	E
B basketball	-	\$12,397.00	-	\$ 3,803.87	-	\$ 500.00	\$ 7,092.00	\$10,665.00	\$1,663.41		FOR		
G softball	-	\$ 5,421.00	-	\$ 1,152.00	-	\$ 448.00	\$ 3,119.00	\$ 3,000.00			ALL		
B baseball	-	\$ 5,443.09	-	\$ 3,002.37	-	\$ 272.50	\$ 3,119.00	\$ 2,465.00			Sports Programs		
G cross country	-	\$ 916.40	-	\$ 1,359.64	-	\$ 471.05	\$ 3,873.00	\$ 1,308.00			(3) Seasons		
B cross country	-	\$ 1,719.00	-	\$ 893.48	-	\$ 363.09	\$ 2,314.00	\$ 1,157.00					
G golf	-	\$ 1,440.69	-	\$ 950.82	-	\$ 392.29	\$ 956.00	-					
B golf	-	\$ 655.10	-	\$ 674.85	-	\$ 641.87	\$ 1,057.00	-					
G soccer	-	\$ 5,238.10	-	\$ 946.72	-	\$ 619.09	\$ 3,119.00	\$ 1,157.00					
B soccer	-	\$ 256.50	-	\$ 1,247.53	-	\$ 362.09	\$ 2,465.00	\$ 1,258.00					
G swimming	-	\$ 723.12	-	\$ 155.60	-	N/A	\$ 1,233.00	\$ 578.50					
B swimming	-	\$ 723.12	-	\$ 155.60	-	N/A	\$ 1,233.00	\$ 578.50					

1. Budget and expenditures on this 2002-2003 year report due by April 15, 2003, should reflect the total monies budgeted and spent for the entire year of 2001-2002 ending June 30, 2002.
2. "B" is for budgeted dollar amounts and "E" is for actual dollar expenditures.
3. Booster Club Funding/Contributions must be included in the expenditures total.

Principal's Signature:



Date:

3/9/03

**2002-2003
BUDGETED AND ACTUAL EXPENDITURES - PROGRAM COMPARISON CHART 2
TO INCLUDE BOOSTER CLUB FUNDING**

Teams	equipment and supplies		travel		awards		coaches' salaries (to include supplemental and extended employment)		facilities improvements		publications (if sport-specific)	
	B	E	B	E	B	E	B	E	B	E	B	E
G track	-	\$ 3,225.05	-	\$ 946.85	-	\$ 156.50	\$ 3,873.00	\$ 1,308.00				
B track	-	119.00	-	946.85	-	120.50	2,314.00	1,157.00				
G tennis	-	930.70	-	1,114.36	-	413.25	1,358.00	N/A				
B tennis	-	349.75	-	637.89	-	320.00	956.00	N/A				
G volleyball	-	1,069.80	-	1,856.59	-	248.50	3,119.00	2,314.00				
B wrestling	-	-	-	-	-	-	N/A	N/A				
G (list sport)	-	-	-	-	-	-	N/A	N/A				
B (football)	-	\$11,425.59	-	4,448.98	-	4,483.00	7,092.00	19,065.00				
G (list sport)	-	-	-	-	-	-	N/A	N/A				
B (list sport)	-	-	-	-	-	-	N/A	N/A				

- Budget and expenditures on this 2002-2003 year report due by April 15, 2003, should reflect the total monies budgeted and spent for the entire year of 2001-2002 ending June 30, 2002.
- "B" is for budgeted dollar amounts and "E" is for actual dollar expenditures.
- Booster Club Funding/Contributions must be included in the expenditures total.

Principal's Signature:  Date: 3/15/07